

Implementation Program Action Mapping

Time Lapse Video for Analysis – ‘Share the Gemba’

This Implementation Program delivers a suite of ‘Action Maps’ – time-lapse videos – for your teams to analyse, identify potential improvements and then begin projects to improve Key Performance Indicators, eliminate Waste, reduce Changeover times, and implement 5S-6S, for example.








‘Action Maps’ are an advanced technique of ‘Going to the Gemba’, and create a common understanding of what is really happening.



Capture Processes → Gain Insights → Execute Improvements

Action Mapping Implementation Activities

The learning topics covered and resources in this workshop are:

-  The power of ‘Jishuken’ – ‘Seeing through Fresh Eyes.’
-  Action Mapping Case Studies.
-  Analysing Action Maps to improve Safety, Quality, Delivery, Cost, Productivity and Sustainability KPI’s.
-  Analysing Action Maps for Quick Changeovers.
-  Analysing Action Maps to implement ‘Standard Work’.
-  Analysing Action Maps to implement 5S-6S.
-  Analysing Action Maps to reduce Waste, decrease Cost and improve Productivity.

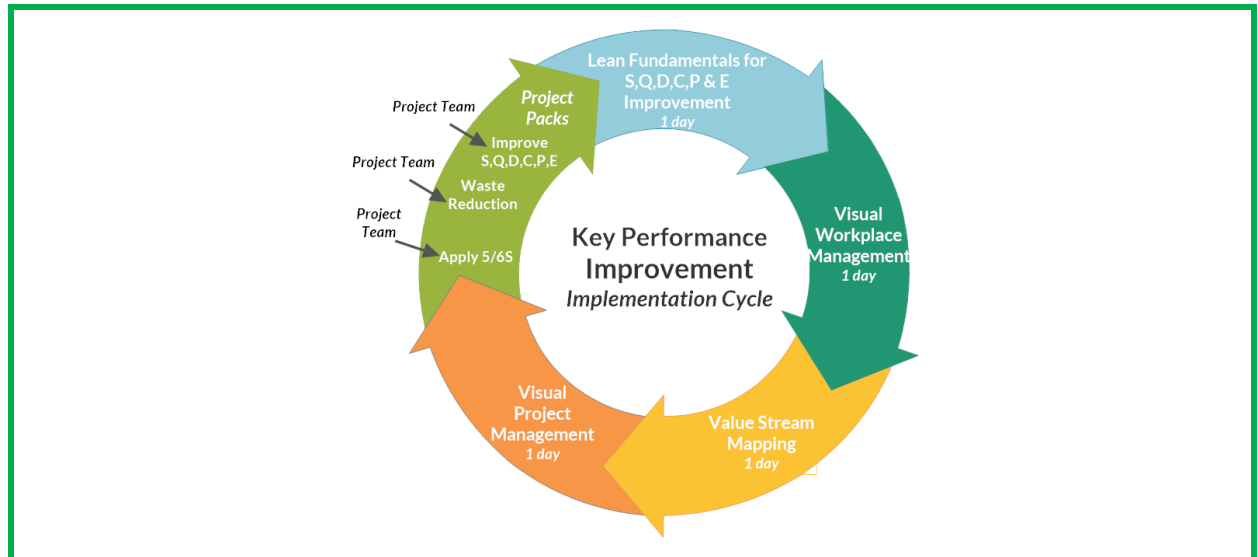
Contact Glen at Performance Frameworks
mobile 0424084078
email performanceframeworks@gmail.com

Implementation Program Concepts

Go to the Gemba	We introduce 'Genchi Genbutsu' – 'Go See.'
Respect for People	We show 'Respect for People' by gaining permissions and respecting their privacy concerns.
'The Covenant'	We introduce a commitment to only use Action Maps captured for the purposes intended.
Privacy Principles	We introduce the Australian Privacy Principles and Legislative Frameworks that govern data collection.
First, Seek to Understand	We provide teams with opportunities to 'edit' and self-correct, instead of assigning blame.
Muda, Mura and Muri	We introduce 3Ms' – Muda = waste, Mura = unevenness or variability, and Muri = overburden or stress.
Seven Deadly Wastes	We introduce TIMWOODS or DOWNTIMES – the Seven Deadly Wastes.
Smart Placement Principles	We introduce the 'Smart Placement Principles' of the Visual Workplace to identify improvements.
5S-6S	We introduce 5S-6S as a technique for improving workplace organisation.
SMED, Quick Changeovers	We introduce 'Single Minute Exchange of Die' – SMED – principles and techniques.
Quick Changeovers	We engage with Production and Maintenance to establish optimum product sequencing for Quick Changeovers.
All hands on deck!	We kick-off Action Mapping Improvement teams in for targeted processes and work activities.
Project Team Support	Project Team meetings are scheduled, Project Plan agreed – and off we go to 'Action Map.'

Action Mapping Implementation Program

This Implementation Program will be customised to deliver a suite of ‘Action Maps’ for teams to analyse and improved processes. Teams may eliminate Waste, create Standard Work, implement ‘Quick Changeovers, or apply 5S-6S, for example. The Implementation Program may look something like this:



Day One - Action Mapping Preparation

Topic - Activity	Audiences	Purpose	Time
Introduction to ‘Action Mapping’	Leadership Team	Prepare Covenant	am
	Operations, Maintenance	Present Covenant	pm

Day Two - Collect Action Map Data¹

Topic - Activity	Audiences	Purpose
Capture Action Map Data	Performance Frameworks gather data and process Action Maps	

Day Three - Team Edits and Self Correction





Topic - Activity	Audiences	Purpose	Time
Edit Value Stream Maps with Operational Teams	Operations, Maintenance	📊 Teams edit Action Maps and ‘Self Correct.’	As needed

Days Four-Five - Begin Action Maps Improvement Projects

Topic - Activity	Audiences	Purpose	Time
Commence Implementation Projects	Leadership Team	📊 Analyse Action Maps	As needed
	Operations, Maintenance	📊 Identify Improvement Projects 📊 Commence Projects	

¹ ‘Day 2’ scheduled for 14 days after ‘Introduction to Action Mapping’ to comply with commonwealth, state, territory legislation as a precautionary principle.

Workshop Details

Duration	Five-Day Implementation program over 4 weeks
Locations	On-Site at your premises – we require access to ‘The Gemba.’
Who will participate?	Multiple teams engaged as required, including:  Leadership Team  Production and maintenance teams
Implementation Activities	 Introduction to Action Mapping  ‘Value Stream Map’ the current state from Action Maps  Improvement Project
Can this workshop be customised?	Yes. This Implementation Program is fully customised.
Can we build In-House capability and deliver ourselves?	Yes. We are happy to help you build In-House capability. Contact Glen for pricing.
Is this workshop available for delivery in regional locations?	Yes. We enjoy travelling and delivering in regional locations. We minimize travel costs. Contact Glen for an estimate of t&a costs for your location.
Is this workshop available on-line?	No. we require access to ‘The Gemba’ at your site.
Is there any prework required?	No. However we do liaise with HR/Executive team to consider your IR environment.
Is this workshop accredited?	No. For maximum flexibility, to enable customisation, and minimise cost, we do not offer accredited programs.
Is there post-workshop support?	Yes. We make Fridays available for ‘free’ ² post-workshop support.

² Free workshop support is available any Friday – up to one hour per client company, upon booking any available slot through our Scheduling Calendar.